

Phenology and growth flower of *Dianthus caryophyllus* L. cv. 'MOON LIGHT' under greenhouse

Fenología y crecimiento de la flor de *Dianthus caryophyllus* L. cv. 'MOON LIGHT' bajo invernadero

Wilmar Andrés Romero-Cuervo¹; Elberth Hernando Pinzón-Sandoval²; Marco Alexander Luis-Ayala³

ARTICLE DATA

1 Researcher, Agricultural engineer. Universidad Pedagógica y Tecnológica de Colombia, romerow_91@hotmail.com

2 Professor, M.Sc. Universidad Pedagógica y Tecnológica de Colombia, elberth.pinzon@uptc.edu.co

3 Researcher, M.Sc. Universidad Pedagógica y Tecnológica de Colombia, marco.luis@uptc.edu.co

Cite: Romero-Cuervo, W. A.; Pinzón-Sandoval, E. H.; Luis-Ayala, M. A. (2022). Phenology and flower growth of *Dianthus caryophyllus* L. cv. 'MOON LIGHT' under greenhouse. 39(1): 7-15.

doi: <https://doi.org/10.22267/rcia.223901.167>

Received: August 9 2021.

Accepted: December 10 2021.



ABSTRACT

Carnation crop in Colombia is one of the main income generating activities in Colombian floriculture. However, the growth dynamics and its relationship with thermal time are unknown. For this reason, the objective of this research was to determine the growth and development of carnation (*Dianthus caryophyllus* L.) cv. 'Moon Light' in thermal time when grown in a greenhouse in Bogotá savanna. This research was developed based on the phenological stages and accumulation of Growing Degree Days (GDD). Fresh and dry weight accumulation is fitted to a logistic model that generated a sigmoid type curve. The carnation flower cv. 'Moon light' presented a constant accumulation of dry weight from 15.3 GDD (stage 0 rice) to 777.6 GDD (cut point). The Absolute Growth Rate (AGR) increased slowly during phase I. It presents a rapid and constant gain until reaching the cut-off point with a value of 0.035 g per GDC and an accumulation of 777.6 GDC. The Relative Growth Rate (RGR) presented a continuous decrease with an initial value of 0.0049 g g⁻¹ per GDD in the bullet stage and a value of 0.0024 g g⁻¹ per GDD at the cut-off point. Through the results obtained, the floriculture sector will have a technical tool within the productive projection of the carnation variety 'Moon Light' grown in a greenhouse.

Keywords: Phenological stages; growing degree days; growth rates; logistic model.

RESUMEN

El cultivo de clavel en Colombia es uno de los principales productos generadores de ingreso en la floricultura colombiana; Sin embargo, se desconoce la dinámica de crecimiento y su relación con el tiempo térmico. Por esta razón el objetivo de esta investigación fue determinar el crecimiento y desarrollo de la flor de clavel (*Dianthus caryophyllus* L.) cv. 'Moon Light' en tiempo térmico cultivada en invernadero bajo condiciones de la Sabana de Bogotá. La investigación se desarrolló en función de los estadios fenológicos y la acumulación de Grados Día de

Crecimiento (GDC). La acumulación de peso tanto fresco como seco se ajustó a un modelo logístico que generó una curva de tipo sigmoide. La flor de clavel cv 'Moon light' presentó una acumulación de peso seco constante desde los 15,3 GDC (estadio 0 arroz) hasta los 777,6 GDC (Punto de corte). La Tasa Absoluta de Crecimiento (TAC) aumentó de forma lenta durante la fase I. Entonces, presenta una rápida y constante ganancia hasta alcanzar el punto de corte con un valor de 0,035 g GDC⁻¹ y una acumulación de 777,6 GDC. Por su parte la Tasa Relativa de Crecimiento (TRC) presentó una disminución continua con un valor inicial de 0,0049 g g⁻¹ por GDC, siendo marcada en el estadio de bala, y un valor al momento del punto de corte de 0,0024 g g⁻¹ por GDC. A través de los resultados obtenidos el sector floricultor tendrá una herramienta técnica dentro de la proyección productiva del clavel variedad 'Moon Light' cultivado en invernadero.

Palabras clave: Estadios fenológicos; grados día de crecimiento; índices de crecimiento; modelo logístico.

INTRODUCTION

During its 50 years of development, the floriculture sector has achieved global recognition for Colombian flowers because of their high-quality standards. For several years, Kenya and Colombia have been the largest producers of cut flowers. The location of Colombia in the equatorial zone and the absence of marked climatic seasons provide suitable conditions to produce cut flowers throughout the year profitably (Quintero *et al.*, 2012).

The carnation (*Dianthus caryophyllus* L.) belongs to the Caryophyllaceae family and is possibly native to the Mediterranean region, but the exact distribution is unknown because of extensive cultivation during the last 2,000 years (Lim, 2014). It is one of the main floricultural crops together with the chrysanthemum and the rose. It is grown year-round in temperate regions of the world, with Colombia, China, and Kenya as the primary producers (Onozaki, 2018). Worldwide, carnations account for approximately 6% of flower production (González-Amaya *et al.*, 2018). Of the 7,665 hectares of floricultural crops planted with flowers for export in Colombia, carnations account for 12%; more than 910 hectares, about 97% of them are in the Cundinamarca region. In 2019, Colombia exported 43,500 tons of this flower (Portafolio,

2020). In Colombia, the *D. caryophyllus* species stands out because of its beauty, duration, availability during the year, and resistance to packaging and transportation (Castilla *et al.*, 2014).

In agriculture, the combination of time and temperature results in the so-called thermal time (TT), also known as heating degree days, growing degree days, or physiological time (López *et al.*, 2010). The TT concept is widely applied in agriculture and is defined as the number of growing degree days (GDD) required to complete a certain development process or phenological phase (Trudgill *et al.*, 2005; Parra-Coronado *et al.*, 2015). In various crops, it is used to calculate the rate of appearance of nodes, leaves, flowers, or inflorescences and fruit development (Normand and Léchaudel, 2006; López *et al.*, 2010; Parra-Coronado *et al.*, 2016).

Plant growth depends on the environmental temperature, which is called thermal time. Growing Degree Days (GDD) is one of the most commonly used indices to estimate the growth and development of plants. The accumulation of GDD for each phenological stage is relatively constant and independent on the sowing date; however, there are differences between hybrids, varieties, or cultivars of the same plant species (Hoyos *et al.*, 2012).

Each plant has a specific temperature requirement before certain phenological stages are reached (Sikder, 2009). The accumulated temperature is now recognized as the main factor influencing the variation of phenology; increasing or decreasing temperatures generally accelerate or delay development (Asseng *et al.*, 2011). GDD are generally used to include the effects of temperature and describe the timing of biological processes such as mass gain or the appearance of an organ (Colauto *et al.*, 2006). Research has shown that the accumulation of GDD for the achievement of phenological stages differs from cultivar to cultivar (Trudgill *et al.*, 2005; Parra-Coronado *et al.*, 2015).

According to Arévalo *et al.* (2007), seven phenological stages are observed in the development of the standard carnation plants. these stages depend on the variety and climatic conditions, especially temperature. López *et al.* (2010) indicated that phenological models can be tools for predicting plant development and estimating crop harvest time. If temperature is recorded in terms of thermal time and its accumulation of mass relationship is known, harvest times can be estimated for different average daily temperature (López *et al.*, 2010).

Given the economic importance of the carnation, it is necessary to delve into issues such as growth dynamics and flower development since they are very important tools for better planning the harvest season. For this reason, the objective of this research was to determine the growth dynamics and development of carnation flower (*Dianthus caryophyllus* L.) cultivar 'Moon Light' grown in a greenhouse in Bogotá savanna in terms of thermal time.

MATERIALS AND METHODS

This research was carried out in a greenhouse with an average temperature of 24°C and a relative humidity of 70% obtained through a datalogger, with a commercial carnation crop (*Dianthus caryophyllus* L.), cultivar 'Moon Light', established by Flores Ubaté Ltda. in the municipality of Ubaté (Cundinamarca, Colombia). The company is located specifically in Tausavita village, at 2,560 meters above sea level, with an average rainfall of 740 mm, the ambient temperature presented ranges between 12 and 14°C, and geographical coordinates 5°18'24" N, 73°48'52" W.

The research began with the selection and marking of 140 stems, considering that some stems will be lost due to handling or phytosanitary problems. The stems were in the 'Rice' stage, which is the initial phase of flower bud formation according to the development stage scale for the standard carnation proposed by Arévalo *et al.* (2007). The stems were selected from the central part of the production bed in order to avoid losses from handling and edge effect. The stems, were marked with colored silicone rubber bands. The samplings were adjusted to the phenological stages for a total of 7 samplings; each sampling unit consisted of 10 stems. The fresh and dry weight of the flowers were quantified at each sampling point.

The accumulation of Growing Degree Days (GDD) was determined by the residual method (Torres, 2006), with equation 1.

$$\text{GDD} = T_m - T_{\text{base}} \quad \text{Equation 1}$$

Where, T_m is the mean daily air temperature, calculated by taking the daily temperature every 60min with a Humidity and Temperature Datalogger RHT20 (Extech™). The T_{base} or critical point of the crop is the temperature at

which metabolic processes begin to be affected. The base temperature reported for carnation by López *et al.* (2010) was used, i.e. 0°C.

The dependent variables were fresh weight, measured in 10 stems at each of the sampling points and determined with a 0.01g precision balance; and dry weight, measured in the same stems as fresh weight and quantified at each sampling point after drying at 75°C until reaching constant weight with a Memmert® UN30plus drying equipment. The Absolute Growth Rate (AGR) and Relative Growth Rate (RGR) were calculated with the data obtained from the dry weight using the equations in Table 1 (Hunt, 2017).

Table 1. Equations used to determine AGR and RGR (Hunt, 2017).

Index	Description	Equation	Units
AGR	Absolute Growth Rate	(dw/dt)	g d ⁻¹
RGR	Relative Growth Rate	(1/w)(dw/dt)	g g ⁻¹ d ⁻¹

w = total dry mass (g); dw/dt = variation of dry weight as a function of thermal time.

A descriptive analysis was carried out, in which the average and standard error were determined at each of the sampling points. The data were used to plot the trend of each variable with respect to thermal time. The best-fit regression model was adjusted for each variable. The growth rates were determined following the methodology proposed by Carranza *et al.* (2009). The descriptive statistics and figures were created with the use of Excel, and the functional growth analysis was done with SAS v. 9.2e (Cary, N.C).

RESULTS AND DISCUSSION








The statistical analysis of the growth and development of the carnation flower (*Dianthus*

caryophyllus L.) variety 'Moon light' presented adjusted means according to the standard error; the growth analysis was performed using a non-linear logistic model for the variables total fresh and total dry weight. The models presented coefficients of determination (R²) greater than 0.9, indicating that they explained the studied biological phenomena, with the dependent variable thermal time quantified through Growing Degree Days (GDD) (Table 2).

Table 2. Equations for the evaluated parameters in the determination of the growth and development of the carnation flower (*Dianthus caryophyllus* L.) variety 'Moon light' under greenhouse conditions.

Variable	Model	R ²
Total fresh weight (g)	$y = 12.5312 / 1 + e^{(-0.00577 * (GDD - 691.9))}$	0.99
Total dry weight (g)	$y = 2.4923 / 1 + e^{(-0.00540 * (GDD - 726.7))}$	0.99

The carnation flower variety 'Moon light' presented seven stages of development after sprouting (das): rice, pea, chickpea, barrel, star, bullet, and cut point, which had different accumulations of thermal units. The star, bullet, and cut-off stages required less accumulation of Growing Degree Days (GDD), with values of 76.51 GDD, 84.34 GDD and 52.46 GDD, respectively (Figure 1). The pea and chickpea stages had an accumulation of 216.20 GDD and 155.95 GDD, respectively, as reported by Arévalo *et al.* (2007), who identified these stages in variety 'Nelson' after sprouting. However, in this research, an analysis was not carried out based on chronological or thermal time within the process of growth and development of the flower.

Phenological stage	Image	Phenological stage	Image
Stage 0 rice bud 0 GDD		Stage 3 barrel bud 23 to 35 das. 372.15 to 564.77 GDD	
Stage 1 pea bud 0 to 13 das 216.20 GDD		Stage 4 star bud 35 to 40 das. 564.77 to 640.88 GDD	
Stage 2 chickpea bud 13 to 23 das. 216.20 to 372.15 GDD		Stage 5 bullet bud 40 to 45 das. 640.88 to 725.22 GDD	
Stage 6 cut point 45 to 48 das. 725.22 to 777.68 GDD			

*das: days after sprouting; GDD: Growing Degree Days

Figure 1. Development stages of the principal carmination (*Dianthus caryophyllus* L.) variety 'Moon Light' under greenhouse conditions.

Fresh weight. The accumulation of fresh weight was adjusted to a sigmoid type growth represented by a logistic model (Table 2). The carnation flower cv. 'Moon light' presented a total fresh weight of $7.96 \pm 0.21\text{g}$. The fresh weight gain was adjusted to the growth phases

described by Salisbury and Ross (2010), in which, during the pea stage, a logarithmic type of growth was observed, as manifested in little accumulation of mass as the result of cell division. The mass gain was linear from the pea stage to the bullet stage, ending with cutting (Figure 2).

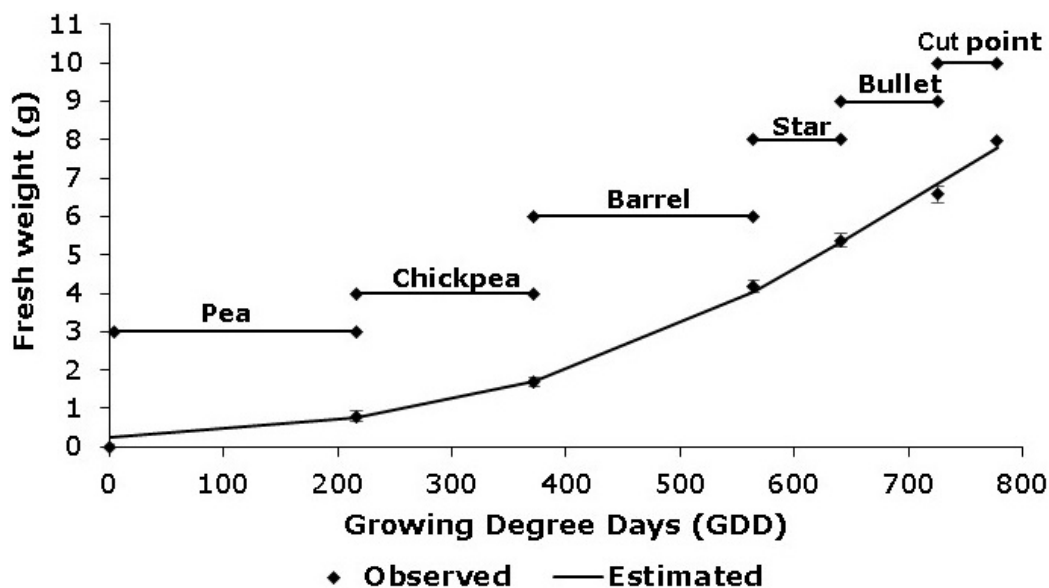


Figure 2. Growth curve in thermal time based on the fresh weight of the carmination (*Dianthus caryophyllus* L.) variety 'Moon Light' under greenhouse conditions. Vertical bars at each sampling point indicate the standard error (n = 10).

The phase with the greatest gain in fresh mass was phase II, which accumulated 89.9% of the total fresh mass. Growth phase III showed a non-asymptotic curve, possibly because of the continuous accumulation of photo assimilates and water in the last stage of flower growth.

Although the accumulation of fresh mass is directly affected by agroecological and crop management conditions (Casierra-Posada *et al.*, 2004), the potential growth of an organ is genetically dictated and directly linked to the characteristics of each cultivar.

Dry weight. The cultivar 'Moon light' presented a constant weight gain from 15.3 GDD (stage 0 rice) to 777.6 GDD (Cut-off point), which was adjusted to a sigmoid type growth represented by a logistic model (Table 2). Phase I occurred from unbuttoning to 13 days after unbuttoning (dau). During this period, 216.2 GDC accumulated, with a dry weight of 0.15 ± 0.007 g This phase was characterized by a low accumulation of dry

weight. The second phase occurred between 13 dau and 48 dau, a period in which 561.48 GDC accumulated, with a dry weight accumulation of 1.29 ± 0.02 g. Phase III did not appear because the flower, being an export product, has a cut-off point when the flower has not yet reached its maturation or senescence phase (Figure 3).

López *et al.* (2014) indicate that the flower, after the stem, is the largest sink of dry mass. This is an unexpected characteristic since the flower shows growth in a period of time shorter than that of the stem and leaves. According to Rodriguez and Florez (2006), growth during a time interval can be calculated by simple subtraction; however, dry matter measurements defined in time intervals can be used to determine rates that explain growth dynamics in fruits. The main rates are absolute growth rate (AGR) and relative growth rate (RGR). AGR indicates the change in size per unit of time, while RGR expresses the rate of change in size per unit of initial size (Hunt, 2017).

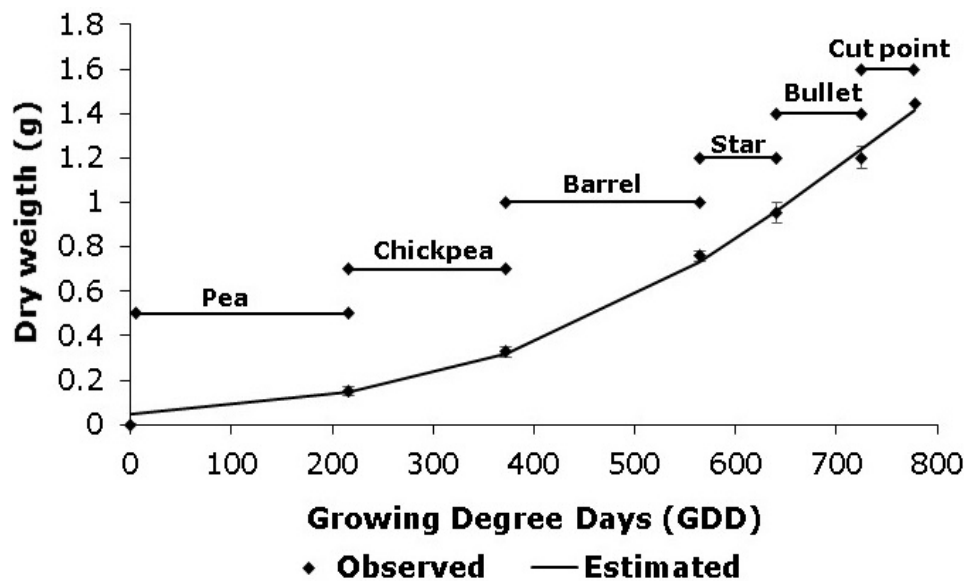


Figure 3. Growth curve in thermal time based on the dry weight of the carnation (*Dianthus caryophyllus* L.) variety 'Moon Light' under greenhouse. Vertical bars at each sampling point indicate the standard error (n = 10).

Absolute growth rate and relative growth rate.

Absolute growth rate (AGR) represents the increase in size per unit of time (Opara, 2010). The AGR of the carnation flower variety 'Moon light' increased slowly during phase I of growth, then increased rapidly and constantly until reaching the cut-off point, with a maximum gain of 0.035 g per GDD and an accumulation of 777.68 GDD (Figure 4). Similar results have been reported for standard carnation cv. Nelson (Baracaldo *et al.*, 2010). AGR is a reliable parameter in terms of the instantaneous accumulation of dry matter, as well as the dumping power of the organs (Hunt, 2017). This becomes a very important parameter when planning agricultural tasks in crops because, when AGR is high, sink organs are more sensitive to influences by activities such as foliar fertilization, water supply, and light energy supply (Casierra and Cardozo, 2009).

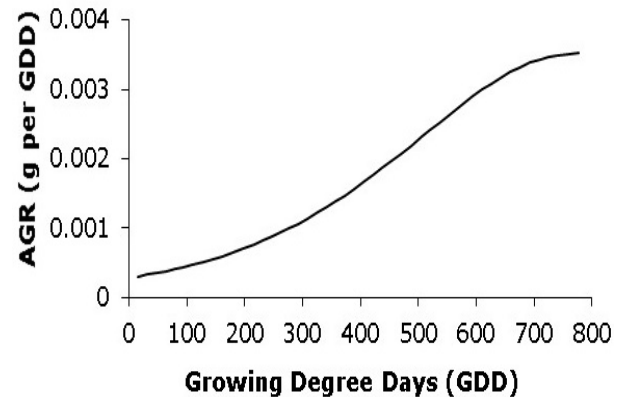


Figure 4. Absolute Growth Rate (AGR) based on the dry weight of the carnation (*Dianthus caryophyllus* L.) variety 'Moon Light' under greenhouse conditions.

The relative growth rate (RGR) had a continuous decrease, but during the bullet stage, it had a marked decrease. The beginning RGR was 0.0049 g g⁻¹ per GDD, and, at the cut-off point, the RGR was 0.0024 g g⁻¹ per GDD (Figure 5). The relative growth

rate expresses the increase in dry weight of a plant or its organs in time intervals. Also, based on the initial value of the dry weight produced and accumulated, the RGR tended to decrease during the growth and fruit development (Carranza *et al.*, 2009). This phenomenon was observed in the carnation since the flower, as an organ of interest, displayed such behavior.

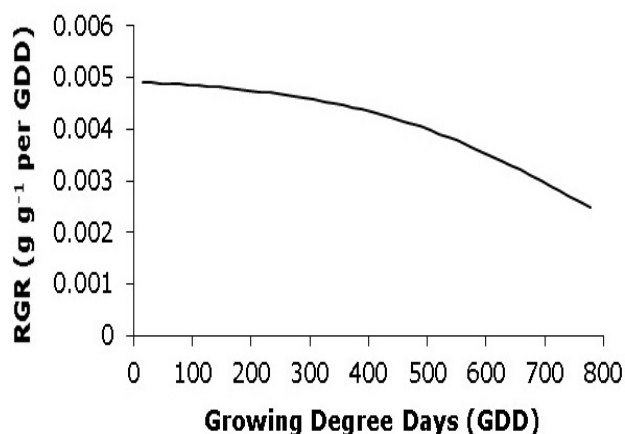


Figure 5. Relative Growth Rate (RGR) based on the dry weight of the carnation (*Dianthus caryophyllus* L.) variety 'Moon Light' under greenhouse conditions.

Therefore, it was evident that the harvesting process of carnation flower correctly adjusted to the phenological phase cut-off point since it coincided with the maximum accumulation of dry mass by this organ.

CONCLUSION

The growth and development of the carnation flowers lasted 48 days from the pea stage to cutting, during which 777.68 GDD accumulated. There were differences in accumulation between the stages; the star and bullet stages had the lowest accumulation of GDD when compared to the other phenological stages.

The relationship between the growth of the carnation and the Growing Degree Days required in each phenological stage is an important indicator for establishing the appropriate planting dates and the appropriate date for harvesting.

ACKNOWLEDGMENTS

The authors thank Flores Ubaté Ltda. for its support and for aiding in the development of this research.

Conflict of interests: The authors declare that there are no conflicts of interest.

BIBLIOGRAPHIC REFERENCES

- Arévalo, G.; Ibarra, D.; Florez, V. (2007). Desbotone en diferentes estadios de desarrollo del botón floral en clavel estándar (*Dianthus caryophyllus* L.) var. Nelson. *Agronomía Colombiana*. 25(1): 73–82.
- Asseng, S.; Foster, I.; Turner, N. (2011). The impact of temperature variability on wheat yields. *Global Change Biology*. 17(2): 997–1012. doi: <https://doi.org/10.1111/j.1365-2486.2010.02262.x>
- Baracaldo, A.; Ovalle, A.; Flórez, V.; Chaves, B. (2010). Crecimiento en clavel estándar cv. Nelson, en suelo y en sustratos. *Bragantia*. 69(1): 1-8. doi: <https://doi.org/10.1590/s0006-87052010000100002>
- Carranza, C.; Lancho, O.; Miranda, D.; Chaves, B. (2009). Growth analysis of 'Batavia' lettuce (*Lactuca sativa* L.) cultivated in a saline soil of the Bogota Plateau. *Agronomía Colombiana*. 27(1): 41-48.
- Casierra-Posada, F.; Barreto, V.; Fonseca, O. (2004). Crecimiento de frutos y ramas de duraznero (*Prunus persica* L. Batsch, cv. 'Conservero') en los altiplanos colombianos. *Agronomía Colombiana*. 22(1): 40-45.
- Casierra, F.; Cardozo, M. (2009). Análisis básico del crecimiento en frutos de tomate (*Lycopersicon esculentum* Mill, cv. 'Quindío') cultivados a campo

- abierto. *Revista Facultad Nacional de Agronomía*. 62(1): 4815–4822.
- Castilla, Y.; González, M.; Lara, R. (2014). Determinación de estabilidad genética en vitroplantas de clavel español (*Dianthus caryophyllus* L.), micropropagadas con Biobras-16. *Cultivos Tropicales*. 35(1): 67–74.
- Colauto, N.; Janeiro, C.; Marur, C.; Dos Santos, M.; Gomes, J. (2006). Maturation curves and degree-days accumulation for fruits of “folha murcha” orange trees. *Scientia Agricola*. 63(3): 219–225. doi: <https://doi.org/10.1590/S0103-90162006000300002>
- González-Amaya, L.; Pita, B.; Pinzón-Sandoval, E.; Cely, G.; Serrano, P. (2018). Efecto de tratamientos pregerminativos en semillas de *Dianthus barbatus* L. cv. ‘Purple’ bajo condiciones controladas. *Revista de Ciencias Agrícolas*. 35(1): 58. doi: <https://doi.org/10.22267/rcia.18350183>
- Hoyos, D.; Morales, J.; Chavarría, H.; Montoya, A.; Correa, G.; Jaramillo, C. (2012). Acumulación de Grados-Día en un Cultivo de Pepino (*Cucumis sativus* L.) en un Modelo de Producción Aeropónico. *Phenology, Base Temperature, Physiological Time, Climate*. 65(1): 6389–6398.
- Hunt, R. (2017). Growth Analysis, Individual Plants. In: Thomas, B.; Murphy, D. J.; Murray, B. G. *Encyclopedia of Applied Plant Sciences*. Second Edition. Vol. 1. The Netherlands: Academic Press. 1706p. doi: <https://doi.org/10.1016/B978-0-12-394807-6.00226-4>
- Lim, T. K. (2014). *Dianthus caryophyllus*. In: Lim, T. K. *Edible Medicinal And Non-Medicinal Plants*. pp 684–6937. Dordrecht: Springer. doi: https://doi.org/10.1007/978-94-007-7395-0_48
- López, M.; Chaves, B.; Flórez, V.; Salazar, M. (2010). Modelo de aparición de nudos en clavel (*Dianthus caryophyllus* L.) cv. Delphi cultivado en sustratos. *Agronomía Colombiana*. 28(1): 47–54.
- López, M.; Chaves, C.; Flórez, V. (2014). Potential growing model for the standard carnation cv. Delphi. *Agronomía Colombiana*. 32(2): 196–204.
- Normand, F.; Léchaudel, M. (2006). Toward a better interpretation and use of thermal time models. *Acta Horticulturae*. 707(707): 159–165. doi: <https://doi.org/10.17660/ActaHortic.2006.707.19>
- Onozaki, T. (2018). *Dianthus*. In: Van Huylbroeck, J. (eds). *Ornamental Crops*. pp. 349–381. Vol 11. Cham: Springer. doi: https://doi.org/10.1007/978-3-319-90698-0_15
- Opara, L.U. (2010). Fruit Growth Measurement and Analysis. In *Horticultural Reviews*. 24: 373–431. doi: <https://doi.org/10.1002/9780470650776.ch8>
- Parra-Coronado, A.; Fischer, G.; Chaves-Cordoba, B. (2015). Tiempo térmico para estados fenológicos reproductivos de la feijoa (*Acca sellowiana* (O. Berg) Burret). *Acta biol. Colomb.* 20(1):163-173. doi: <http://dx.doi.org/10.15446/abc.v20n1.43390>
- Parra-Coronado, A.; Fischer, G.; Camacho-Tamayo, J. H. (2016). Growth model of the pineapple guava fruit as a function of thermal time and altitude. *Ingeniería e Investigación*. 36(3): 06–14. doi: <https://doi.org/10.15446/ing.investig.v36n3.52336>
- Portafolio. (2020). Clavel: el país le apuesta al desarrollo de sus variedades. Recovered from <https://www.portafolio.co/negocios/clavel-el-pais-le-apuesta-al-desarrollo-de-sus-variedades-538609>
- Quintero, M.; Guzmán, J.; Valenzuela, J. (2012). Evaluación de sustratos alternativos para el cultivo de miniclavel (*Dianthus caryophyllus* L.). *Rev. Colombi. Cienc. Hortic.* 6(1): 76–87.
- Rodríguez, W.; Florez, V. (2006). Comportamiento fenológico de tres variedades de rosas rojas en función de la acumulación de la temperatura. *Agronomía Colombiana*. 24(2): 247–257.
- Salisbury, F. B.; Ross, C. W. (2010). *Fisiología de las plantas Tomo 3 Desarrollo de las plantas y fisiología ambiental*. España: Thomson Paraninfo (ed.). 480p.
- Sikder, S. (2009). Accumulated Heat Unit and Phenology of Wheat Cultivars as Influenced by Late Sowing Heat Stress Condition. *Journal of Agriculture & Rural Development*. 7(1&2): 59–64. doi: <https://doi.org/10.3329/jard.v7i1.4422>
- Torres, E. (2006). *Agrometeorología*. (2da Edición). México: Editorial Trillas Sa De Cv. 154p.
- Trudgill, D.; Honek, A.; Li, D.; Van Straalen, N. (2005). Thermal time - Concepts and utility. *Annals of Applied Biology*. 146(1): 1–14. doi: <https://doi.org/10.1111/j.1744-7348.2005.04088.x>